


## English Presentation Skills

Lecture 3  
The structure of a science presentation.


Dr. Suyong Eum



Copyright © 2011 OSAKA UNIVERSITY. All rights reserved.  
Prepared by Dr. Suyong Eum

### Some comments about assignment 1.

- ❖ First page ...
  - ❖ Title of PT,
  - ❖ You are the most important,
- ❖ Delivery skills
  - ❖ Eye contact & Body Language
- ❖ Page Number...
- ❖ Comprehensible slide...
- ❖ Template of slide...



Copyright © 2011 OSAKA UNIVERSITY. All rights reserved.  
Prepared by Dr. Suyong Eum

Slide 2


### Example: comprehensible slide

- ❖ Design goals
  - ❖ Cost
  - ❖ Robustness
- ❖ Design goals include
  - ❖ cost reduction in producing artificial cells.
  - ❖ robustness against random failures.

Copyright © 2011 OSAKA UNIVERSITY. All rights reserved.  
Prepared by Dr. Suyong Eum

Slide 3

### Example: slide template




Copyright © 2011 OSAKA UNIVERSITY. All rights reserved.  
Prepared by Dr. Suyong Eum

Slide 4

### Presentation Outline.

- ❖ Giving a problem-solution presentation
- ❖ How to make conclusion?
- ❖ Handling questions
- ❖ Protecting from criticism




Copyright © 2011 OSAKA UNIVERSITY. All rights reserved.  
Prepared by Dr. Suyong Eum

Slide 5

### Giving a problem-solution speech

- ❖ Situation (Introduction)
- ❖ Problem
- ❖ Solution (Your approach)
- ❖ Evaluation (Results)



Copyright © 2011 OSAKA UNIVERSITY. All rights reserved.  
Prepared by Dr. Suyong Eum

Slide 6

## Situation (introduction)

- ❖ Background information which outlines your whole presentation.
  - ❖ 1 slide (Maximum 2 slides)
  - ❖ General information of your talk
  - ❖ General problem description
    - ❖ Motivation of your research



Copyright © 2011 OSAKA UNIVERSITY. All rights reserved.  
Prepared by Dr. Seiyong Eam

Slide 7

## Problem

- ❖ Identifies and discusses the problem.
  - ❖ 1 to 2 slides.
  - ❖ This part is important...
  - ❖ The best way is to explain through related works.
  - ❖ Point out the problems of existing approaches.



Copyright © 2011 OSAKA UNIVERSITY. All rights reserved.  
Prepared by Dr. Seiyong Eam

Slide 8

## Solution

- ❖ Highlight one solution and discuss it
  - ❖ 2 to 3 slides
  - ❖ Describe the solution in detail
    - ❖ Use all methods you have..
  - ❖ Discuss why your method is different from existing methods



Copyright © 2011 OSAKA UNIVERSITY. All rights reserved.  
Prepared by Dr. Seiyong Eam

Slide 9

## Evaluation

- ❖ Providing some evaluation results
  - ❖ 2 or 3 slides
  - ❖ Explain evaluation environment
  - ❖ Is your result better than existing approaches?
  - ❖ Something interesting that people have not seen before
  - ❖ Pointing out its strengths and weakness



Copyright © 2011 OSAKA UNIVERSITY. All rights reserved.  
Prepared by Dr. Seiyong Eam

Slide 10

## How to make conclusion

- ❖ 1 slide
- ❖ Summaries of
  - ❖ what you showed in your talk
  - ❖ how you tried to do so
- ❖ A short conclusion
  - ❖ Highlight your finding
- ❖ Thanks to the audience for listening
- ❖ Invitation to ask questions

Copyright © 2011 OSAKA UNIVERSITY. All rights reserved.  
Prepared by Dr. Seiyong Eam

Slide 11

## Example

- ❖ I would like to summarize the presentation / I would like to run through the main points ..
  - ❖ Firstly, we introduced a new method which is ...
  - ❖ Then, we demonstrated the performances of the method with intensive simulation studies ...
  - ❖ Finally, we compared the method with some existing methods which are ....
- ❖ All these results showed that the proposed model is superior to the existing methods so it can be used ...
- ❖ Thank you (very much) for your attention.
- ❖ I would be happy to answer any questions / If there are any questions, please feel free to ask.

Copyright © 2011 OSAKA UNIVERSITY. All rights reserved.  
Prepared by Dr. Seiyong Eam

Slide 12

## How many slides do you need?

- ❖ Title page: 1
- ❖ Content slide: 1
- ❖ Background: 1 or 2
- ❖ Problem definition: 2 or 3
- ❖ Solution description: 2 or 3
- ❖ Evaluation : 3 or 4
- ❖ Conclusion: 1

Total: 11 to 15 slides for 15 or 20 minutes talk.

Copyright © 2011 OSAKA UNIVERSITY. All rights reserved.  
Prepared by Dr. Seiyong Eam

Slide 13

## Handling questions

*'Sir, I have been listening to your talk for the past fifteen minutes, and I don't believe a word that you have said. In two minutes, using the First Law of Thermodynamics, I can prove that everything you have presented is nonsense.'*



Copyright © 2011 OSAKA UNIVERSITY. All rights reserved.  
Prepared by Dr. Seiyong Eam

Slide 14

## Handling questions (cont)

- ❖ Repeat the question in your own words.
- ❖ Give yourself time to think about the question.
- ❖ Do not fall in love with one person.
- ❖ If you cannot handle a question...
- ❖ Confirm whether you answer the question...



Copyright © 2011 OSAKA UNIVERSITY. All rights reserved.  
Prepared by Dr. Seiyong Eam

Slide 15

## Example

- ❖ So, are you asking.. bla bla bla? It is correct?
- ❖ Um, how can I explain? / It is a good question by the way. / I'm glad you asked the question.
- ❖ I agree with you however it is only ...
- ❖ Hmm, that's a good question. I don't have the information to answer that question right now, but I'd be happy to find out and get back to you later.
- ❖ I don't think we have enough time to go into that right now, but I'll be happy to speak to you one-to-one after the presentation if you would like.

Copyright © 2011 OSAKA UNIVERSITY. All rights reserved.  
Prepared by Dr. Seiyong Eam

Slide 16

## Protecting from criticism.

- ❖ Bring up your weakness first.
  - ❖ Are less serious than disadvantages of other solutions?
  - ❖ Under certain conditions?



Copyright © 2011 OSAKA UNIVERSITY. All rights reserved.  
Prepared by Dr. Seiyong Eam

Slide 17

## Protecting from criticism (cont).

- ❖ Hedging in English.
  - ❖ Modals (May, can).
  - ❖ Adverbs (Normally, sometimes, likely).
  - ❖ Conditionals (If).
  - ❖ Prepositional phrases (in the short term, under these circumstance, for a small number of people, men under the age of 50).

Copyright © 2011 OSAKA UNIVERSITY. All rights reserved.  
Prepared by Dr. Seiyong Eam

Slide 18

### Example.

- ❖ Their approach may be incorrect.
- ❖ A recent study seems to support the result.
- ❖ It improves the quality of solution in most cases.
- ❖ The results show the superiority of our proposed method under some circumstances.
- ❖ If these conditions are satisfied, our method is superior to the existing methods.

Copyright © 2011 OSAKA UNIVERSITY. All rights reserved.  
Prepared by Dr. Seoyoung Eam

Slide 19

### Example.

- ❖ You may see a problem in the proposed method in such a case, **however**,
  - ❖ it can be easily overcome by doing ...
  - ❖ comparing to existing methods, it is less serious ...
  - ❖ considering the benefits of the approach, the problem can be ignored ...
  - ❖ it only happens in such conditions so ..

Copyright © 2011 OSAKA UNIVERSITY. All rights reserved.  
Prepared by Dr. Seoyoung Eam

Slide 20

### Assignment.

- ❖ Prepare 10 minutes talk
  - ❖ Front page
  - ❖ Content page
  - ❖ Background – situation
    - ❖ **General problem** which provides the motivation of your research work for general audience.
  - ❖ Problem description – **research specific problem**
    - ❖ What is your research problem?
    - ❖ Who has worked on the problem? (Related works)
    - ❖ What are the differences among the related works?

Copyright © 2011 OSAKA UNIVERSITY. All rights reserved.  
Prepared by Dr. Seoyoung Eam

Slide 21